

MANUFACTURING QUALITY
EXTERIOR SHUTTERS,
SCREEN DOORS AND MORE
SINCE 1989



GRACELAND MANSION: MEMPHIS, TN

Cobblestone Mill Woodworks, Inc.



Founded in 1989, **Cobblestone Mill Woodworks** Inc. has become the preferred choice for handcrafted exterior shutters and blinds by some of the finest preservation architects, contractors, and custom home builders in the country today.

Along with our shutters and blinds, we offer the industry's finest combination doors, storm doors, screen doors, café and louver doors.

The newest product line, gable end vents, are hand assembled in vertical grain western red cedar. Made to fit your exact openings.

Our technologically advanced facility brings highly skilled craftsmen together with precision equipment to produce only the highest quality products for today's ever changing industry. We are renowned for our ability to fabricate all sizes, shapes, and configurations. The possibilities are only limited to your imagination.

On behalf of the owners, management, staff, and all our dedicated employees, we would like to take this opportunity to thank all of our great dealers throughout this beautiful country for our continued growth and success since 1989. We recognize how fortunate we are to have built a great partnership and relations over the years.

Thank you again for your support and we look forward to a mutually successful future together.

Best Regards,

Michael Moog

President/General Manager



Warranty

Cobblestone Mill Woodworks, Inc. will warrant all our product lines free from defects in material or workmanship which renders our shutters, doors, blinds unusable or unfit for ordinary applications for a period of 3 years from date of shipment.

The manufacturer will at its option repair or replace product if found to contain manufacturing or material defects within (30) days after delivery, with prior written consent only. (At no time will refunds be issued). We will not be held liable for modifications or repairs performed by your company or your customers. Final warranty inspection will be done at our facility. If claim is found to be invalid, repair or replacement will be paid by the customer. Cobblestone Mill Woodworks, Inc. will not compensate for any painting or labor related costs due to repair or replacement of our products.

If any visible or apparent defect exists upon receipt and inspection of our products, it is imperative that Cobblestone be notified before further costs are incurred. We will not assume any liability for additional expenses.

Our products are delivered unfinished to the customer. Unfinished wood is able to quickly absorb or even lose moisture to adjust to its ambient humidity conditions. Therefore, it is the builder/customer's responsibility to store our products in a controlled humidity environment. All products must be finished before exposure to the elements. This warranty is valid only if shutters or doors are completely primed/ painted and or sealed on all six sides with two additional finish coats. (See page 22)

Note: Shutter panels are engineered to float to allow them to move with changes in climate without causing undue stress. Movement of shifting is not considered a defect according to our warranty. Touch up paint or recoating around panel edges may be required.

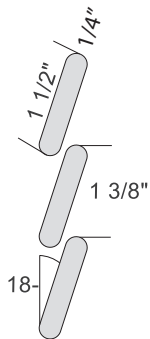
Shutters and doors not handled in accordance with these guidelines will not be considered for any claim or warranty



CLEAR CEDAR LOUVER

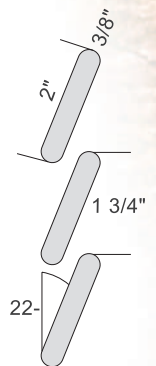


CLEAR CEDAR PLANTATION LOUVER



MATERIAL WESTERN RED CEDAR
THICKNESS 1 1/4"
STILE WIDTH 2"
LOUVER TYPE FIXED
JOINERY MORTISE & TENON
 (WATERPROOF GLUE)
MAX WIDTH 36"
MAX HEIGHT NO RESTRICTIONS

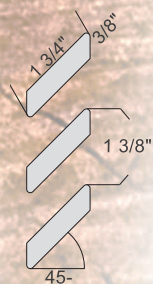
MATERIAL WESTERN RED CEDAR
THICKNESS 1 1/4"
STILE WIDTH 2"
LOUVER TYPE FIXED
JOINERY MORTISE & TENON
 (WATERPROOF GLUE)
MAX WIDTH NO RESTRICTIONS
MAX HEIGHT NO RESTRICTIONS





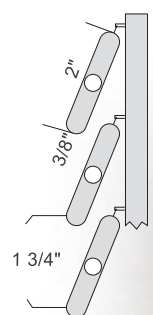
CLEAR CEDAR BEVEL LOUVER

CLEAR CEDAR MOVEABLE LOUVER



MATERIAL	WESTERN RED CEDAR
THICKNESS	1 1/4"
STILE WIDTH	2"
LOUVER TYPE	FIXED
JOINERY	MORTISE & TENON (WATERPROOF GLUE)
MAX WIDTH	40"
MAX HEIGHT	SOME RESTRICTIONS

MATERIAL	WESTERN RED CEDAR
THICKNESS	1 1/4"
STILE WIDTH	2" FLUSH STILE & RAIL
LOUVER TYPE	MOVEABLE
JOINERY	MORTISE & TENON (WATERPROOF GLUE)
MAX WIDTH	36"
MAX HEIGHT	SOME RESTRICTIONS



*STAINLESS STEEL STAPLES & PLASTIC MOVEABLE PINS



CEDAR TRUE RADIUS LOUVER

MATERIAL	WESTERN RED CEDAR
THICKNESS	1 1/4"
STILE WIDTH	2"
LOUVER TYPE	FIXED/MOVEABLE
JOINERY	MORTISE & TENON (WATERPROOF GLUE)
MAX WIDTH	SOME RESTRICTIONS
MAX HEIGHT	SOME RESTRICTIONS

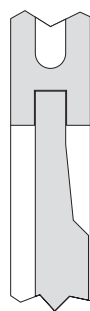
CEDAR SEGMENT TOP LOUVER

MATERIAL	WESTERN RED CEDAR
THICKNESS	1 1/4"
STILE WIDTH	2"
LOUVER TYPE	FIXED/MOVEABLE
JOINERY	MORTISE & TENON (WATERPROOF GLUE)
MAX WIDTH	SOME RESTRICTIONS
MAX HEIGHT	SOME RESTRICTIONS



PANELS AVAILABLE IN CEDAR OR ARMORITE

CLEAR CEDAR PANEL



MATERIAL	WESTERN RED CEDAR
THICKNESS	1 1/4"
STILE WIDTH	2"
JOINERY	MORTISE & TENON (WATERPROOF GLUE)
MAX WIDTH	NO RESTRICTIONS
MAX HEIGHT	NO RESTRICTIONS



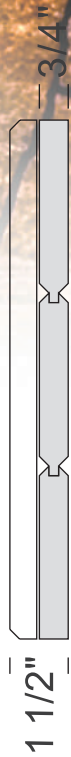
CEDAR WILLIAMSBURG PANEL

MATERIAL	WESTERN RED CEDAR
THICKNESS	1 1/4"
STILE WIDTH	2"
JOINERY	MORTISE & TENON (WATERPROOF GLUE)
MAX WIDTH	NO RESTRICTIONS
MAX HEIGHT	NO RESTRICTIONS

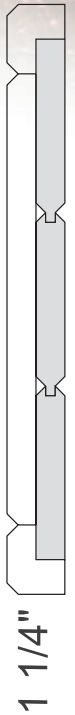


CEDAR TRUE RADIUS TOP PANEL

MATERIAL	WESTERN RED CEDAR
THICKNESS	1 1/4"
STILE WIDTH	2"
JOINERY	MORTISE & TENON (WATERPROOF GLUE)
MAX WIDTH	NO RESTRICTIONS
MAX HEIGHT	NO RESTRICTIONS



CEDAR BOARD & BATTEN



TONGUE & GROOVE IN FRAME

1. STANDARD 3/4" THICK TONGUE AND GROOVE CONSTRUCTION, 4 1/2" WIDE BATTENS
2. ASSEMBLED WITH WATERPROOF GLUE AND STAINLESS STEEL SCREWS
3. CHAMFERED BATTENS
4. EXACT BOARD WIDTHS AVAILABLE
5. STANDARD 1 1/4" THICK TONGUE AND GROOVE IN FRAME SHUTTER, 3" WIDE STILES, 4 1/2" WIDE BATTENS
6. UNLIMITED OPTIONS

PANEL



PROFILES



STANDARD RICHMOND KNIFE



DOUBLE SHAPED RICHMOND



BUSCH KNIFE



OSP KNIFE



HELICOPTER KNIFE



V-GROOVE FLAT PANEL



PANEL



PROFILES



OLD YELLOW KNIFE



DOUBLE SHAPED
DOOR PANEL



OLD TIMER KNIFE



BLUE KNIFE



KEITHSBURG KNIFE



GOLD KNIFE

BAHAMA



SHUTTERS

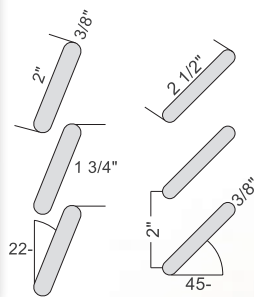


WHEELER HOUSE



CEDAR BAHAMA

MATERIAL WESTERN RED CEDAR
 THICKNESS 1 1/4"
 OUTER STILE WIDTH 2"
 MIDSTILE WIDTH 3 1/4"
 LOUVER TYPE 2" FIXED STANDARD



KEY WEST BAHAMA

MATERIAL WESTERN RED CEDAR
 THICKNESS 1 1/4"
 OUTSIDE STILE WIDTH 2 1/2"
 MIDSTILE WIDTH 2 1/2"
 LOUVER TYPE 2 1/2" FIXED



A



A. BAHAMA ARMS

- Aluminum telescopic adjustable arm, with thumb screw & 2 pivotal brackets on each end aluminum finish. (screws not included) Not recommended for larger size shutters due to weight restrictions.


B



B. HEAVY DUTY BAHAMA ARMS STAYS

- Heavy duty bahama shutter stays, black powder coated with brass locking pins, with wall mount brackets & optional sill mounts included. Stays are available in fixed length (24" or 36") or in adjustable version (24" to 36"). Stay bars can be cut down for reduced length where desired.

C




C. HEAVY DUTY BAHAMA HINGE

- Extruded aluminum T-6 Mill finish. Male half - 1 1/8" mounts to top of shutter, female Half - 2 3/8" mounts to brick mould. Recommended for larger non-standard size bahama shutters. (screws not included).

HISTORICAL

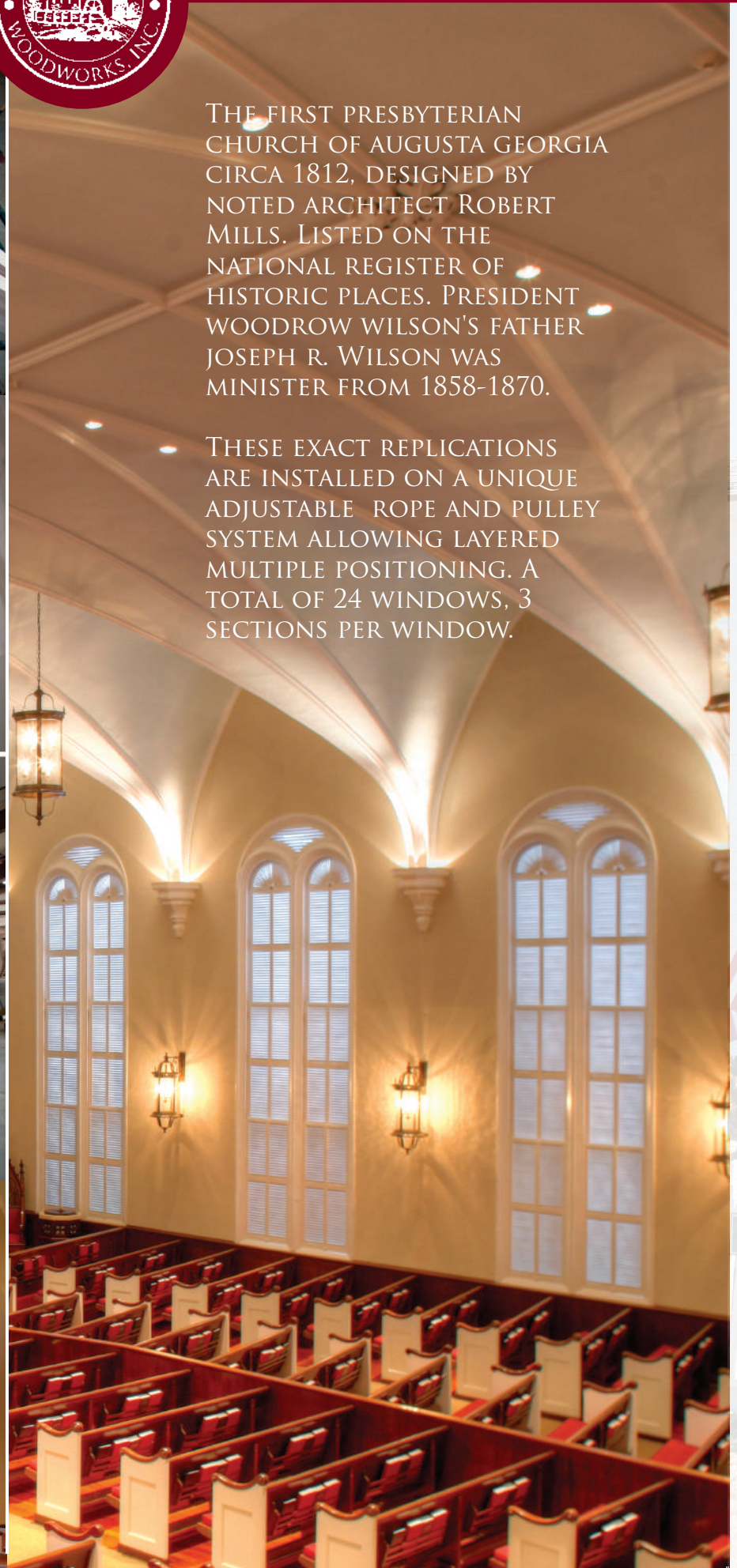


REPRODUCTIONS



THE FIRST PRESBYTERIAN CHURCH OF AUGUSTA GEORGIA CIRCA 1812, DESIGNED BY NOTED ARCHITECT ROBERT MILLS. LISTED ON THE NATIONAL REGISTER OF HISTORIC PLACES. PRESIDENT WOODROW WILSON'S FATHER JOSEPH R. WILSON WAS MINISTER FROM 1858-1870.

THESE EXACT REPLICATIONS ARE INSTALLED ON A UNIQUE ADJUSTABLE ROPE AND PULLEY SYSTEM ALLOWING LAYERED MULTIPLE POSITIONING. A TOTAL OF 24 WINDOWS, 3 SECTIONS PER WINDOW.





BEACON HILL, BOSTON
HISTORIC DISTRICT
CIRCA 1840

FIXED LOUVER BLINDS TOP
SECTION WITH MOVEABLE
LOUVER BOTTOM SECTION
AND EXTENDED "HORNS"



Cobblestone Mill Woodworks, Inc. has become well known among some of the finest architects and builders in the country for our historical reproduction shutters and blinds. We are listed with many states as an approved historical preservation supplier. Our highly skilled craftsman in our custom department consider it a challenge to replicate an exact match of historical shutters commissioned by our customers.

Listed below are just a few projects we have supplied historical matching shutters or blinds to:

- National Park Services Historical Landmark Properties
- Margaret Mitchell House
- Appomattox Courthouse
- This Old House-Savannah Project
- FDR Little White House
- Francis Costigan House
- Carnton Plantation
- Booker T Washington State Park
- Owens Thomas House
- Southern Living and Homes
- First Presbyterian Church of Augusta
- Graceland Mansion (Cover)

Please provide the following specs when requesting custom matching shutters. The below information will enable us to accurately quote and build to your requirements correctly the first time.

A few digital pictures and close up views are always helpful. A shutter sample may be required in extreme cases.

- Quantity
- Type Of Shutter
- Wood Species
- Thickness
- Width
- Height
- Stile Width
- Rail Width
- Rail Location
- Louver Type
- Panel Type Or Profile
- Louver Size
- Louver Count Top/Bottom Section
- Trim On Stiles And Rails
- Bead On Stiles And Rails
- Rabbet And Bead
- Horns
- False Rod
- Radius: Overall Height
- Radius: Spring Line



SAPELE PANEL/LOUVER WITH CUTOUT AND BEADED STILES/RAILS



CEDAR PANEL/LOUVER WITH CUTOUT AND FACE APPLIED TRIM



WALNUT FRAME LACEWOOD PANEL/LOUVER WITH CUTOUT



HEART REDWOOD TONGUE AND GROOVE IN FRAME WITH RADIUS BAR



GENUINE MAHOGANY PROTRUDING 5" SQUARE EDGE LOUVER

VENTS



DOORS



CEDAR TRIANGLE BEVEL LOUVER



CEDAR RECTANGULAR BEVEL LOUVER



CEDAR CIRCLE WITH BULLNOSE LOUVER



CEDAR LOUVER DOOR

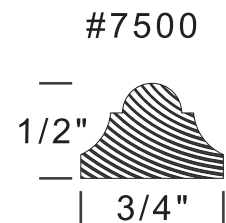
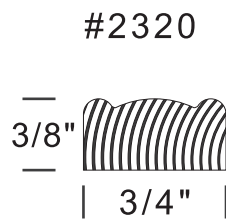
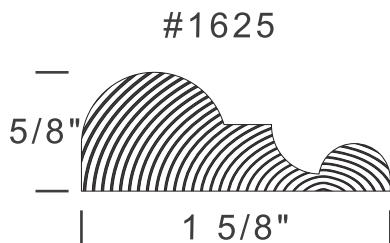
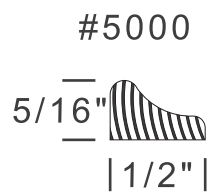
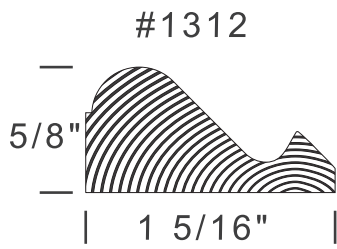
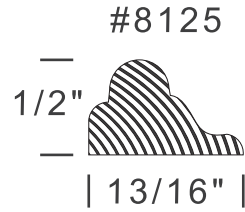
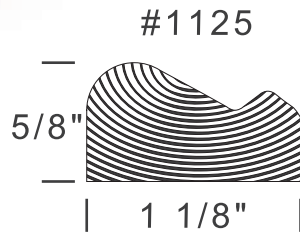



LOUVER CAFE DOOR

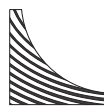
ONLY THE FINEST QUALITY HAND MADE VENTS
DESIGNED TO FIT ANY SIZE AND SHAPE OPENING



STANDARD



COVE



HALF ROUND



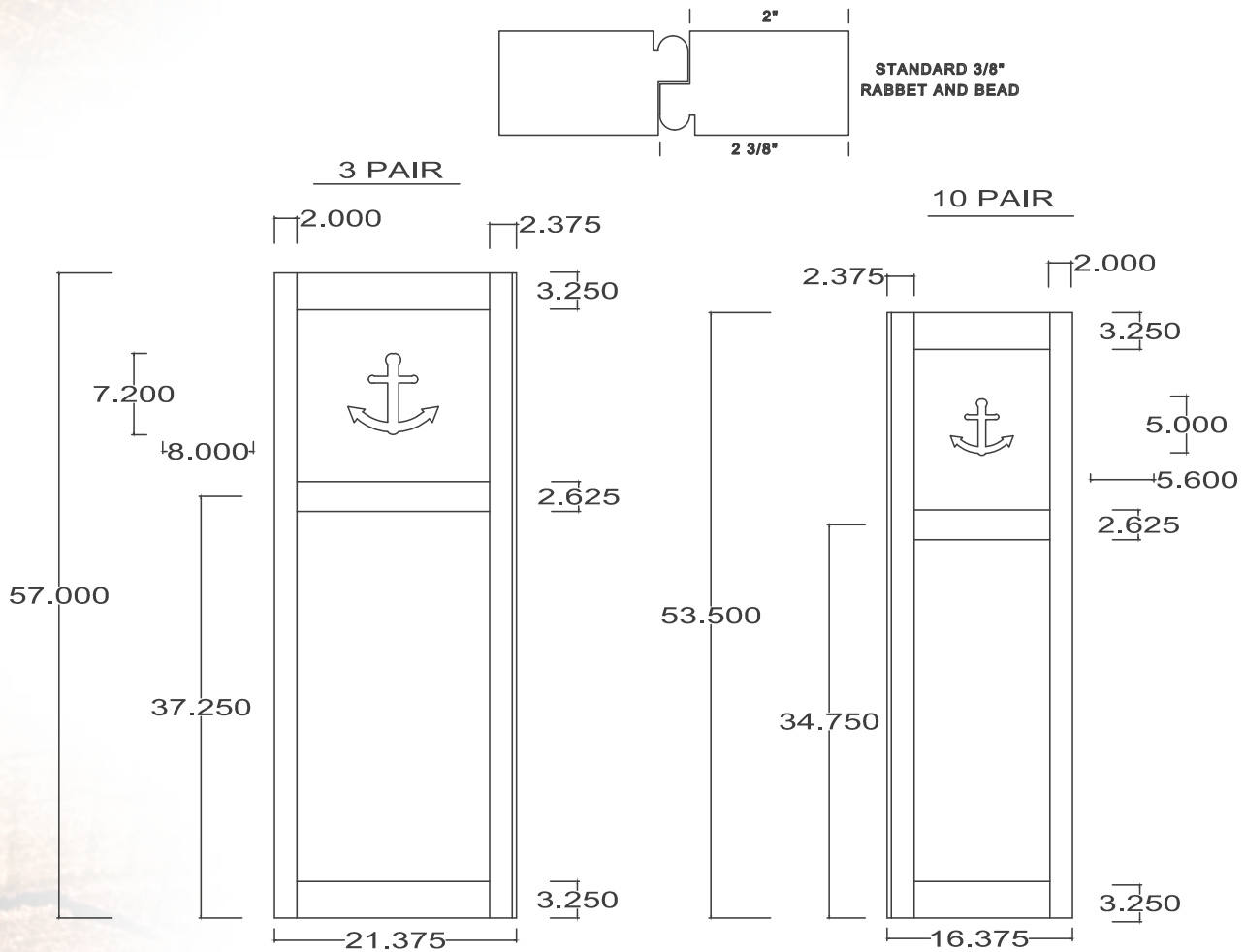
QUARTER ROUND



Additional profiles available or we can replicate your existing profiles



Line drawings are available upon request at no additional cost to our customers. Our cad design center and experienced sales personnel will provide you with a professional line drawing prior to customer approval. This will help address all construction questions before entered into production. See a few of our sample drawings below.



CEDAR FLAT PANELS WITH ANCHOR CUTOUTS		
DRAWN BY:	JEFF WOOD	CMW
DATE:	2/23/15	
APPROVED BY:	X -----	



10 3/4" SLIDE BOLT



H88-500PC 6" SLIDE BOLT



PULL RING



4" ADJUSTABLE LAG PINDLE



H88-475 BULLET CATCH AND COLLAR



STRAP HINGE

IF YOU CAN'T FIND IT HERE, LET US SPECIAL ORDER IT FOR YOU. ASK OUR HIGHLY KNOWLEDGEABLE SALES STAFF ABOUT HARDWARE SOLUTIONS FOR ANY TROUBLESOME HINGE APPLICATIONS. WE HAVE THE ANSWERS.



NEW YORK STYLE "L" HINGES AND PINTLES AVAILABLE IN STAMPED AND STAINLESS STEEL (SOLD BY THE SET, 4 HINGES.)

"S" HOLDBACKS WITH LAG AND ANTI RATTLE CLIP AVAILABLE IN STAMPED AND STAINLESS STEEL (SOLD BY THE PAIR)



H88-624 6 1/4" MINI STRAP WITH ADJUSTABLE LAG PINTLE (SOLD BY THE PAIR)

COPPER CAPS AVAILABLE FOR ALL SHUTTER THICKNESSES





FSC CERTIFIED

OUR WESTERN RED CEDAR PRODUCT LINE ORIGINATES NOW FROM MANAGED PROTECTED FORESTS. FSC CERTIFIED MATERIAL ENSURED FORESTRY IS PRACTICED IN AN ENVIRONMENTALLY RESPONSIBLE SOCIALLY BENEFICIAL AND ECONOMICALLY VIABLE WAY.

PRIMING

- 1) APPLY AN OIL BASED PRIMER ON ALL SIX SIDES OF THE SHUTTER. ALL SIDES MUST BE TREATED EQUALLY.
- 2) ALLOW PRIMER TO DRY AS PER MANUFACTURER'S INSTRUCTIONS AND RESAND WITH #150 GRIT SANDING SPONGE UNTIL THE PRIMER IS SMOOTH TO THE TOUCH.

PAINTING APPLICATIONS

- 1) SAND ANY LOOSE FIBERS OR RAISED GRAIN WITH FINE SANDPAPER.
- 2) APPLY THE FIRST FINISH COAT TO ALL SIX SIDES OF THE SHUTTER AND LIGHTLY SAND AFTER DRYING.
- 3) CLEAN OFF ANY DUST WITH A CLEAN TACK CLOTH AND APPLY A SECOND FINISH COAT
- 4) CAULK TOP OF SHUTTER WITH A GOOD QUALITY EXTERIOR CLEAR CAULK FOR PROTECTION AGAINST INFILTRATION OF MOISTURE. FOR BEST RESULTS, WE SUGGEST THE USE OF OUR COPPER CAPS TO SHED WATER FROM THE TOP
- 5) FOLLOWING THESE RECOMMENDATIONS WILL ENSURE THAT YOUR CEDAR SHUTTERS LAST FOR MANY YEARS. MAINTAINING THE FINISH AND PREVENTING WATER ABSORPTION WILL ENSURE YOUR WOOD SHUTTERS LAST A LIFETIME.

STAIN APPLICATIONS

- 1) WIPE SURFACE CLEAN AND REMOVE ALL HANDLING MARKS.
- 2) APPLY STAIN PER DIRECTIONS.
- 3) SAND LIGHTLY OR USE A FINE STEEL WOOL FOR ANY GRAIN RAISING OR ROUGHNESS.
- 4) APPLY AT LEAST TWO COATS OF QUALITY VARNISH OR POLYURETHANE SEALANT, USING STEEL WOOL AGAIN BETWEEN COATS.
- 5) COBBLESTONE CANNOT BE HELD RESPONSIBLE FOR COLOR VARIATIONS WHEN STAINING CLEAR WESTERN RED CEDAR.

SHIPMENT

ALL SHIPMENTS ARE F.O.B. BALL GROUND, GEORGIA

DAMAGE

ANY VISIBLY DAMAGED SHIPMENTS SHOULD BE REJECTED OR NOTED ON FREIGHT BILL. CONTACT OUR SHIPPING DEPARTMENT FOR INSTRUCTIONS. UPON ARRIVAL, PLEASE INSPECT FOR CONCEALED DAMAGE. ALL CLAIMS MUST BE BROUGHT TO OUR ATTENTION WITHIN 15 DAYS OF DELIVERY.

RETURNS

RETURN OF SPECIAL OR CUSTOM MANUFACTURED ORDERS WILL NOT BE ALLOWED. ALL OTHER RETURNED MERCHANDISE WILL BE ASSESSED A 20% RESTOCKING FEE AGAINST ANY CREDIT GIVEN. CREDIT WILL BE ISSUED ONLY TOWARD FUTURE INVOICES. ALL FREIGHT CHARGES ON RETURNED MERCHANDISE BECOMES THE SOLE RESPONSIBILITY OF OUR DISTRIBUTORS.

ACCEPTANCE OF ORDERS / CANCELLATION


ONCE A PURCHASE ORDER HAS BEEN ISSUED BY YOU AND ACCEPTED BY COBBLESTONE MILL WOODWORKS, INC., IT IS SUBJECT TO A CANCELLATION FEE. FEE WILL BE DETERMINED BY, BUT NOT LIMITED TO, THE PROGRESS OF ORDER IN SHOP, AND BILLED TO THE ORIGINAL PURCHASE ORDER NUMBER.

ALL SPECIAL ORDER AND CUSTOM ITEMS MAY NOT BE CANCELLED AT ANY TIME.

MANUFACTURING QUALITY
EXTERIOR SHUTTERS,
SCREEN DOORS, AND MORE
SINCE 1989



DOOR BROCHURE



Cobblestone Mill Woodworks, Inc.

SCREEN



DOORS



SHARP MOUNTAIN

3 1/2" STILES & TOP RAIL
5 1/2" LOCK RAIL
7 1/4" BOTTOM RAIL



**SHARP MOUNTAIN PANEL
BOTTOM WITH OPTIONAL DOG DOOR**

3 1/2" STILES & TOP RAIL
5 1/2" LOCK RAIL
7 1/4" BOTTOM RAIL
3/4" THICK FLAT PANEL WITH DOG DOOR

PANELS AVAILABLE IN CEDAR OR ARMORITE



RIVERSTONE

3 1/2" STILES & TOP RAIL
5 1/2" LOCK RAIL
7 1/4" BOTTOM RAIL
3 1/2" MULLION



APPALACHIAN

3 1/2" STILES & TOP RAIL
5 1/2" LOCK RAIL
7 1/4" BOTTOM RAIL
3" MULLIONS



LINCOLN

3 1/2" STILES & TOP RAIL
7 1/4" BOTTOM RAIL

*WIDER STILES RECOMMENDED FOR THICKER DOORS AND 2 3/4" BACKSET HARDWARE



COHUTTA

3 1/2" STILES & TOP RAIL
5 1/2" LOCK RAIL
7 1/4" BOTTOM RAIL
3/4" THICK FLAT PANEL WITH V-GROOVES

*WIDER STILES RECOMMENDED FOR THICKER DOORS AND 2 3/4" BACKSET HARDWARE

PANELS AVAILABLE IN CEDAR OR ARMORITE



ALLATOONA

- 3 1/2" STILES & TOP RAIL
- 5 1/2" LOCK RAIL
- 7 1/4" BOTTOM RAIL
- 3 1/2" MID STILE



PIONEER

- 3 1/2" STILES & TOP RAIL
- 5 1/2" LOCK RAIL
- 7 1/4" BOTTOM RAIL
- 2" T-BAR



HOMESTEAD

- 3 1/2" STILES & TOP RAIL
- 5 1/2" LOCK RAIL
- 7 1/4" BOTTOM RAIL
- 1 1/4" PICKETS

(NUMBER OF PICKETS OPTIONAL)



SHILOH

- 3 1/2" STILES & TOP RAIL
- 7 1/4" BOTTOM RAIL
- 3" MULLIONS

*WIDER STILES RECOMMENDED FOR THICKER DOORS AND 2 3/4" BACKSET HARDWARE



DIXIE

- 3 1/2" STILES & TOP RAIL
- 5 1/2" LOCK RAIL
- 7 1/4" BOTTOM RAIL
- 3" CROSS BUCK



PRAIRIE

- 3 1/2" STILES & TOP RAIL
- 7 1/4" BOTTOM RAIL
- 1 1/4" MUNTINS

*WIDER STILES RECOMMENDED FOR THICKER DOORS AND 2 3/4" BACKSET HARDWARE



CHIPPENDALE

- 3 1/2" STILES & TOP RAIL
- 5 1/2" LOCK RAIL
- 7 1/4" BOTTOM RAIL
- 1 1/4" PICKETS



BLUE RIDGE

- 3 1/2" STILES & TOP RAIL
- 3 1/2" MULLIONS
- 7 1/4" BOTTOM RAIL
- 1 1/4" MUNTIN
- 1" OCTAGON SPINDLES & FRETTING
- *WIDER STILES RECOMMENDED FOR THICKER DOORS AND 2 3/4" BACKSET HARDWARE

PANELS AVAILABLE IN CEDAR OR ARMORITE



DECORATIVE CUT OUT



RUSTIC KNOTTY WHITE OAK WITH DECORATIVE SILL

LET OUR HIGHLY SKILLED CRAFTSMEN CUSTOMIZE YOUR SCREEN DOORS WITH OPTIONAL RAIL OR PANEL CUT OUTS, DIFFERENT STYLE FLEXIBILITY, WOOD SPECIES, AND THICKNESSES. OUR DOORS ARE HAND CRAFTED TO YOUR EXACT SIZE ALLOWING EASY INSTALLATION WITH MINIMAL OR NO TRIMMING IN THE FIELD.

APPLIED



TRIM

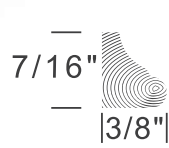
STANDARD
FACE APPLIED

#3010

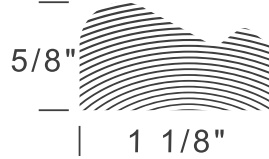


STANDARD
RECESSED

#4375



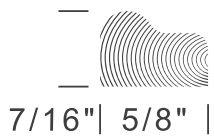
#1125



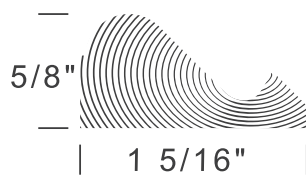
#8125



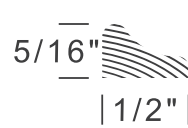
#5050



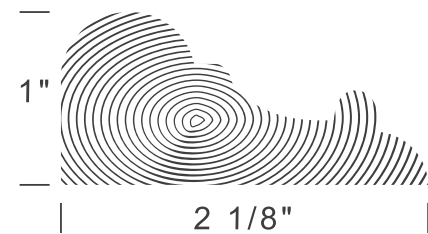
#1312



#5000



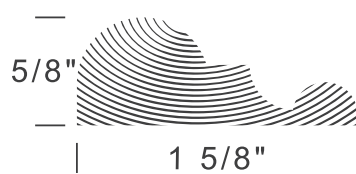
#2125




#5612



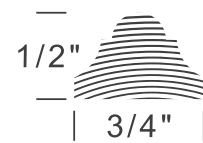
#1625



#2320



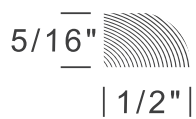
#7500



#3750



#7010



SQUARE



COVE



HALF
ROUND



QUARTER
ROUND



ADDITIONAL PROFILES AVAILABLE OR WE CAN REPLICATE YOUR EXISTING PROFILES



T-ASTRAGEL




1 1/4" THICK
DOUBLE SHAPED
DOOR PANEL

SCREEN OPTIONS



WOOD OPTIONS



1. FIBERGLASS CHARCOAL (**STANDARD**)
2. BRIGHT ALUMINUM
3. BRONZE
4. POLYESTER PET SCREEN
5. ALUMINUM HARDWARE CLOTH
6. FIBERGLASS GNAT NO-SEEUM
7. CHARCOAL ALUMINUM
8. FIBERGLASS VISION PERFECT
9. FIBERGLASS SOLAR SCREEN
10. FIBERGLASS POLLEN GUARD
11. OTHER SCREENS AVAILABLE

ALL DOORS INCLUDE STANDARD FACE APPLIED TRIM (OPTIONAL RECESSED). SCREENS ARE INSTALLED WITH 1/8" SPLINE FOR EASY REPLACEMENT. REPLACEMENT KITS AVAILABLE, KIT INCLUDES SCREEN, SPLINE, AND INSTALLATION TOOL.

STANDARD DOORS ARE 1-1/4" THICK CLEAR VERTICAL GRAIN WESTERN RED CEDAR WITH MORTISE AND TENON JOINERY ASSEMBLED WITH WATERPROOF GLUE FOR SUPERIOR DURABILITY.

OUR DOORS CAN BE PAINTED OR STAINED UNLIKE VINYL OR COMPOSITE DOORS. (AVAILABLE IN OTHER STYLES, SPECIES, AND THICKNESSES)

WESTERN RED CEDAR
(STANDARD)

WHITE PINE

SAPELE MAHOGANY

WHITE OAK

RED OAK

RED GRANDIS

RUSTIC WHITE OAK



GLASS OVER RAISED PANEL

- 3 1/2" STILES & TOP RAIL
- 5 1/2" LOCK RAIL
- 7 1/4" BOTTOM RAIL
- 1 1/4" DOUBLE SHAPED RAISED PANEL
- 3/16" CLEAR TEMPERED GLASS



TWO LITE

- 3 1/2" STILES & TOP RAIL
- 5 1/2" LOCK RAIL
- 7 1/4" BOTTOM RAIL
- 3/16" CLEAR TEMPERED GLASS

PANELS AVAILABLE IN CEDAR OR ARMORITE



FULL LITE

- 3 1/2" STILES & TOP RAIL
- 7 1/4" BOTTOM RAIL
- 3/16" CLEAR TEMPERED GLASS

*WIDER STILES RECOMMENDED FOR THICKER DOORS AND 2 3/4" BACKSET HARDWARE



SIX LITE

- 3 1/2" STILES & TOP
- 5 1/2" LOCK RAIL
- 7 1/4" BOTTOM RAIL
- 3 1/2" CROSS RAIL
- 3/16" CLEAR TEMPERED GLASS

OTHER GLASS OPTIONS AVAILABLE
(AVAILABLE IN OTHER STYLES, SPECIES, AND THICKNESSES)



TWO LITE

- 5 1/2" OVERALL STILES
- 8 5/8" OVERALL BOTTOM RAIL
- 3" OVERALL LOCK RAIL
- 6 1/8" OVERALL TOP RAIL
- 3/16" CLEAR TEMPERED GLASS INSERT
- FIBERGLASS CHARCOAL SCREEN INSERT
- STAINLESS STEEL CAM LOCKS



FULL LITE

- 5 1/2" OVERALL STILES
- 8 5/8" OVERALL BOTTOM RAIL
- 6 1/8" OVERALL TOP RAIL
- 3/16" CLEAR TEMPERED GLASS INSERT
- FIBERGLASS CHARCOAL SCREEN INSERT
- STAINLESS STEEL CAM LOCKS

LOUVER DOORS



LOUVER OPTIONS



LOUVER DOOR

- 3 1/2" STILES AND TOP RAIL
- 5 1/2" LOCK RAIL
- 7 1/4" BOTTOM RAIL
- 1/4" X 1 1/2" STOCK LOUVER



1/4" X 1 1/2"
STOCK
BULLNOSE



3/8" X 2"
PLANTATION
BULLNOSE
(AVAILABLE IN
MOVEABLE)



3/8" X 1 3/4"
STANDARD
BEVEL



CUSTOM BEVEL
ANY SIZE



3/4" X 3"
NON-VENTING



3/4" X 2"
NON-VENTING




AIRWING
ANY SIZE (AVAILABLE
IN MOVEABLE)




5/16" X 1 1/4"
CHEVRON

(AVAILABLE IN OTHER STYLES, SPECIES, AND THICKNESSES)

Shutters for This Old House Savannah Project provided by Cobblestone Mill Woodworks



Proud Sponsor of **This Old House**™
on PBS



“ What I remember most about Savannah was how our project became a stop on the historic trolley tour. Every 23 minutes, when it would pass by the house, someone would always call, ‘Hey! Norm, Steve, or Richard...’ We hear that our fans are still knocking on the homeowners’ door asking for a peek inside. ”

— Richard Trethewey,
Plumbing and Heating Expert

There's no ambiguity in the name we give to those double doors that flank the windows of our houses. We call them shutters. So it seems reasonable to expect them to shut.

This Old House
July/August 1996



PROUDLY DISTRIBUTED BY:

Cobblestone Mill Woodworks, Inc.
325 Wilbanks Drive • Ball Ground, GA 30107
Ph: 770-345-5612 • Toll Free: 800-591-4597 • Fax: 770-345-5628 • Email: Sales@Cobblestone-Mill.com
www.cobblestone-mill.com

Contact us for a list of dealers in your area.